

# EQUIFAX CANADA BUSINESS CREDIT REPORT

## Business Information

<b>Company Name</b>	COMPANY ABC	<b>Requestor ID</b>	
<b>Legal Name</b>		<b>Reference Number</b>	
<b>Address</b>	11230 110 ST NW EDMONTON AB T5G3H7 CA	<b>Report Date</b>	06/17/2025
<b>Phone</b>	780 414-4627	<b>File-number</b>	43696785
<b>Fax</b>	780 414-4641	<b>Subject Number</b>	LQ6553
<b>Reported Date</b>		<b>Owner/Principal Name</b>	
05/28/2024		SUSAN DENNEY	

## Principal/Guarantor Associated Businesses

Principal(P)/Guarantor(G)	Subject Number	Company Name	Address	Date In Database Since
No data reported				

### Additional Business Information & Firmographics

#### Other Known Trade Styles

COMPANY ABCD

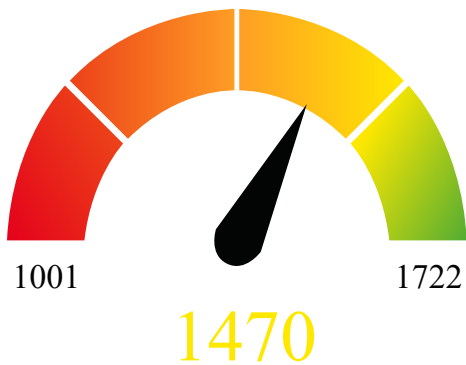
*Additional information may be included in the "Other files included" section.*

<b>Reported</b>	<b>Business contact/title</b>	<b>Incorporation number/Effective date</b>	
2024-05-28	SUSAN DENNEY Proprietor		
<b>Reported</b>	<b>Employee size</b>	<b>Reported</b>	<b>Sales volume</b>
05/14/2025	18	05/14/2025	\$ 1,980
<b>SIC</b>		<b>NAICS</b>	
79410000 Profsnl Sport Club & Promoters		71121100 Sports Teams & Club	

## Score Summary

### Business Failure Risk Score (BFRS2)

Likelihood of business failure in 12 months.



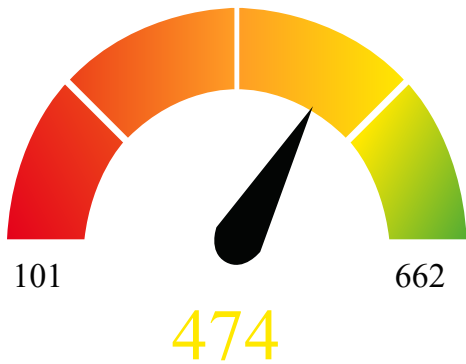
#### Very low risk of failure

- *Number of Credit Inquiries*
- *No Public Records or Information from the Superintendent of Bankruptcy*

---

### Commercial Delinquency Score (CDS2)

Likelihood of severe delinquency of non-financial made in 12 months.



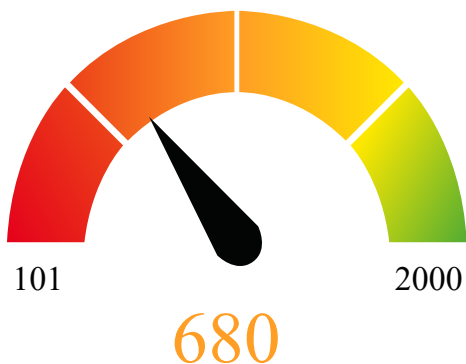
#### Risk of delinquency is average

- *Age of the Most Recent Trade Reported (Non-Financial)*
- *Collection Records on File History*
- *Number of Credit Inquiries*
- *Non-Financial Trades Only*

---

### Financial Trade Delinquency Score (FTDS)

Likelihood of severe delinquency of financial made in 12 months.



#### High risk of delinquency

- *Age of the Most Recent Credit Inquiry*
- *No Financial Trades*

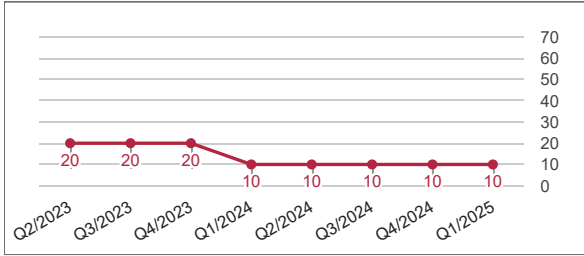
## Alerts

<b># of Collections</b>	1	<b># of Legal Items</b>	0
<b>Total Amount</b>	\$ 144	<b>Total Amount</b>	\$ 0
<b>Most Recent Date</b>	2021-12-10	<b>Most Recent Date</b>	
<b># of Liens</b>	0	<b># of Returned Checks</b>	0
<b>Total Amount</b>	\$ 0	<b>Total Amount</b>	\$ 0
<b>Most Recent Date</b>		<b>Most Recent Date</b>	
<b># of Judgments</b>	0		
<b>Total Amount</b>	\$ 0		
<b>Most Recent Date</b>			

## Report Highlights

	Financial	Non-Financial
<b># of Accounts</b>		3
<b># of Delinquencies</b>		0
<b>Amount</b>		\$ 0
<b>Single Highest Credit (90 Day)</b>		\$ 2
<b>Single Highest Credit (13 Month)</b>		\$ 2
<b>Single Highest Credit (All Lines)</b>		\$ 272
<b>Credit Limit (90 Day)</b>		\$ 0
<b>Credit Limit (13 Month)</b>		\$ 0
<b>Credit Limit (All Lines)</b>		\$ 0
<b># of Charge Offs</b>		0
<b>Total Amount</b>		\$ 0
<b>Largest Amount</b>		\$ 0
<b>Total Current Credit Exposure</b>		\$ 272
<b>Total Outstanding</b>		\$ 272
<b>Total Current Balance</b>		\$ 272
<b>Total Past Due</b>		


## Score Detail



### Credit Information Score (CI)

0 years on file.  
Last negative occurrence was 0 months ago.  
0% of dollars were negative.

Score: 0



### Payment Index Score (PI)

Payment Index stayed the same as last year.

Score: 0

## Quarterly Industry Payment Trend

Yr/Qtr	Payment Index	Composite Index	# of References	Total	Current	Period 1	Period 2	Period 3
2025/1	0	10	1	\$ 0	\$ 0	\$ 0	\$ 0	\$ 0
2024/4	NA	10	0	\$ 0	\$ 0	\$ 0	\$ 0	\$ 0
2024/3	NA	10	0	\$ 0	\$ 0	\$ 0	\$ 0	\$ 0
2024/2	NA	10	0	\$ 0	\$ 0	\$ 0	\$ 0	\$ 0
2024/1	NA	10	0	\$ 0	\$ 0	\$ 0	\$ 0	\$ 0
2023/4	NA	20	0	\$ 0	\$ 0	\$ 0	\$ 0	\$ 0
2023/3	NA	20	0	\$ 0	\$ 0	\$ 0	\$ 0	\$ 0
2023/2	NA	20	0	\$ 0	\$ 0	\$ 0	\$ 0	\$ 0
2023/1	NA	20	0	\$ 0	\$ 0	\$ 0	\$ 0	\$ 0

## Industry Trade Summary

	PI Score	Credit References	High Credit	Total	Current	Period 1	Period 2	Period 3
90 Day	0	1	\$ 2	\$ 0	\$ 0	\$ 0	\$ 0	\$ 0
13 Month	0	1	\$ 2	\$ 0	\$ 0	\$ 0	\$ 0	\$ 0
All References	0	3	\$ 276	\$ 272	\$ 272	\$ 0	\$ 0	\$ 0

## Financial Trade Details

SIC# / Supplier Name / Guarantor Indicator								
#	Date Reported	Date Opened	Credit Limit	Schd Pymnt Amt	Balance	Account Type	Payment Type	30/60/90
	DLA	Date Closed	High Credit	Actual Pymnt Amt	Past Due	Rating	Freq 1, Freq 2	Trade Pymnt Profile
No Financial Trades reported								

## Collection Detail

The data presented here represents collection information as reported by the collection agency noted. In some situations, accounts are sometimes placed for collection even though the account is disputed.

<b>Reported</b>	<b>Creditor</b>	3RD PARTY COLLECTION	<b>Collection Agency</b>	CREDIFAX LIMITED
2025-05-22	<b>Debtor</b>	EDMONTON OILERS	<b>Status Update</b>	2021-01-01

## Corporate Search & Additional Business Information

Reported	Business Contact	Title	Shares owned
2024-05-28	SUSAN DENNEY	Proprietor	

## Other Files Included

*Equifax has received information that the following names and addresses are related to this business. These could be: Different spelling of the business name, former addresses or names, branch location whose invoices are paid from on central locations, PO Box addresses, etc. Regardless of which address you've chosen to pull this report for, the information is identical.*

Company Number	Subject Number	Company Name	Address
327565	A60592	EDMONTON OILERS HOCKEY CLUB	11230 110 ST NW EDMONTON AB T5G3H7 CA
150292964	MFY116	EDMONTON OILERS HOCKEY CLUB	300 10214-104 AVE NW EDMONTON AB T5J0H6 CA
95951961	CSB025	EDMONTON OILERS HOCKEY CLUB	11230 110 ST NW EDMONTON AB T5G3H7 CA
108304901	EQW019	EDMONTON OILERS HOCKEY CLUB	690 KINGSWAY GARDEN MALL NW EDMONTON AB T5G3E6 CA

## Inquiries

*An inquiry is registered when a report on this business is ordered by an Equifax Customer. Few or no inquiries may indicate that a business is not an active credit seeker. Numerous inquiries indicate that the business is an active credit seeker. However, you may want to consider the following in your review:*

- *Does the number of inquiries seem appropriate for a business that size?*
- *Is this business shopping around for better supplier arrangements?*
- *Are they having problems paying their current suppliers and looking for credit from others unaware of their problems?*
- *Are they expanding, moving locations or opening another office?*
- *Are their current suppliers not meeting their current needs?*

The most recent inquiries in the past 24 months are listed here:

Inquiry Date	Requestor SIC	Company Name	Phone
2025-03-03	Deposit Institutions	WS LEASING	604 528-3802
2023-09-20	Business Services		
2023-07-07	Trucking (APTA)	DAY ROSS INC.	506 375-5307